



Tappet Tool



16-1024 Pushrod Cover Removal Tool fits TC-88 models. VT No. 16-1024



Sifton Tappet Guide/Oil Pump Alignment Tool. Use to align tappet guide to engine case on all Evolution 1340 Big Twins and also aligns oil pump on TC-88 Big Twins. Also available in width 1/4 x 24 threads for after market crankcase sets. Sold in pairs.

VT No. Fits
16-0998 Evolution Tappet Guide/TC-88 Oil Pump
16-0977 1/4" x 24



16-0874 Sifton Tappet Roller Fixture. Positions and holds roller and tappet for removal and reassembly for all Big Twins including Evolution. Instructions are included. Punch and drill not supplied. VT No. 16-0874




Tappet Guide Puller Tool for 1957-85 Sportster, replaces 95724-57. VT No. 16-0157

Jims Tappet Adjuster Hand Tool verifies proper adjustment on most hydraulic tappets for Evo and Twin Cam models. VT No. 16-1886



Jims Tappet Test Stand Adapter for 1984-98 Twins. **Note:** Adapter for use with tester on Evolution Style tappets that bled down. VT No. 16-1863



16-0993 Sifton Pushrod Adjustment Gauge for use on Big Twins 1953-84 with hydraulic lifter. Replaces 91438-79. Complete with instructions. VT No. 16-0993



16-1035 Sifton Magnetic Tappet Lifter holds tappets up while changing cam on all Evolution or TC-88 Engines. VT No. 16-1035

Jims Twin Cam Oversize Reamer. Designed to ream the case to fit a +.010 oversize Twin Cam tappet. Includes reamer and two flex hones. Tappet sold separate.


VT No. Item
16-2789 Tool
16-1811 Tappet



Jims Pushrod Cover Clip Tool allows installation and removal of pushrod tube clips on all Twins. Made of black delrin. This tool will not slip on main pushrod cover clips. VT No. 16-0384



Sifton Pushrod Cover Compressor Tool allows removal and installation of pushrod clip. VT No. 16-1728



16-1728 Pushrod Cover Compressor Tool pushes against top rocker box to allow one hand operation. VT No. 16-1052



16-0819 Sifton Pushrod Adjusting Wrench eliminates the need for 3 hands, dual wrench holds 2 outer nuts. The inner is tightened with a separate wrench, fits 7/16" hex nuts and is fully adjustable for solid tappets. VT No. 16-0819




Jims Tappet Position Holding Tool for all 1991-up Twin Cam and 2000-up XL engines. This tool allows the tappets and anti-rotation pins to be safely and accurately stored for proper reinstallation. Tappet locations are clearly referenced on the tool, which also serves to protect the tappets from damage when removed from engine. VT No. 16-1031

Rocker Arm



Rocker Arm Bushing Reamer fits Big Twin and Sportster Arms by Jims. VT No. 16-1804



Cast Fin for Repair cut to fit and weld in! VT No. 11-1710



16-0612 Rocker Arm Bushing and Roller Bearing Puller for 1957-up Big Twin and XL. Replaces 95760-57. VT No. **Item**
16-1848 Puller
16-0673 Installer
16-0612 .554 Ball Hone

Valve Guide



16-0643 Valve Guide Driver Tool Set. Three sizes of drift valve guides for Sportsters, 74's and 45's. Includes 5/16", 11/32", and 3/8" valve guide drive.

VT No. Type
16-0132 V-Twin
16-0643 Jims




16-0132



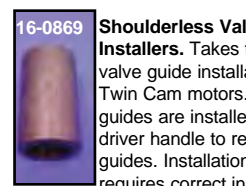
16-1745
VT No. Fits
16-0403 1948-79 Big Twin Kit
16-0404 1980-84 Big Twin Kit
16-1745 1985-up Big Twin and XL Evolution Kit
16-0405 1957-84 XL Kit
16-0133 1948-79 Big Twin Tool, Black, only
16-0134 1957-84 Sportster and 1981-83 Big Twin
16-1746 1984-up Evolution Tool

Valve Guide Flex Hones used to finish valves guides. Made from 180 grit silicon carbide to ensure smooth finish.

VT No. Size Models
16-0759 10mm Shovelheads
16-0760 8mm Evolution and XL



Valve Guide Seal Installer installs valve guide seals to proper height without damage, for Shovel. OEM 35103. VT No. 16-0870



16-0869 Shoulderless Valve Guide Remover and Installers. Takes the guess work out of valve guide installation on all Evolution and Twin Cam motors. Insures that the valve guides are installed to proper depth. Use driver handle to remove or install valve guides. Installation of shoulderless guides requires correct installation socket.

Installation Socket Driver Driver
VT No. Handles VT No. Handles Fits
16-0869 — Evolution
16-0321 **16-0322** 2005-up Twin Cam



Valve Guide Driver and Sockets install shoulderless 83-up XL and Evolution guides to correct depth. Includes three sockets and one driver. VT No. 16-0422

Valve Guide Reams. Sold each.

VT No.	Size	VT No.	Size
16-0761	.310	16-0769	.343
16-0762	.311	16-0770	.344
16-0763	.312	16-0771	.376
16-0764	.313	16-0772	.377
16-0765	.314	16-0773	.378
16-0766	.340	16-0774	.379
16-0767	.341	16-0775	.380
16-0768	.342	16-1860	7 mm