


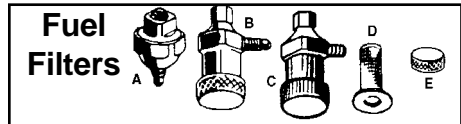





# Fuel Filter & Valves



**Bob Fuel Valves** include complete shut off rod and seat assembly with left tank reserve. Includes spring and sealing washers. Replica™ Kits are cad plated.

VT No.	OEM	Fits
38-0419	Shut off Kit	1941-49 BT
38-0201	Shut off Kit	1950-65 BT
38-0232	Shut off Kit	1941-49 Big Twin, Replica
38-0231	Shut off Kit	1950-65 Big Twin, Replica
38-0198	Shut off Kit	1950-57 45 models
38-7009	Shut off Kit	1941-49 45 models
38-6653	Shut off Kit	1941-57 45 models
35-0097	62096-40	Seat Spacer
14-0153	62085-40	Brass washer, 10 pack
14-0661	62085-40	Brass washer James
35-9080		(A) Rod Hardware kit
35-0089	62075-40	Cadmium Shut off rod seat 1941-49
35-9078	62075-50	(B) Chrome Shut off rod seat 1950-65
35-9116	62075-50	(B) Cadmium Shut Off Rod Set 1950-65
38-6163		Knob and Cap
38-0416	Big Twin	Rod Only
38-0418	Big Twin	Rod Only, Viton
38-0417	45	Rod Only

**Viton Tipped**

38-0470	1941-49 BT	Viton
38-0471	1941-49 45	Viton
38-0472	1955-65 BT	Viton
35-0291		Tip Only



Fuel Strainer is complete with cap. \*Note: Screen not included.

VT No.	#	OEM	Year	Item
9659-1	B	3623-32	1932-38	Nickel Strainer
35-0087	A	3623-39	1939-41	Zinc Strainer
9661-1	A	As Above	Colony	Cadmium
35-0209*	B	62250-41	1942-49	Zinc Strainer
9660-1	B	As Above	Colony	Cadmium
35-0195*	C	62250-50	1950-65	Zinc Strainer
9662-1	C	As Above	Colony	Cadmium
8927-3	D	62265-32	All	Screen
8925-3	E	62268-32	All	Chrome Cap
15-0676		62270-32	All	Strainer Gasket (GB)
15-1157		62270-32	All	Strainer Gasket (James)
15-1100		3613-39	1939-41	Strainer Gasket
9731-3		3627-39	1939-41	Screen and Fuel Kit
2212-1				Fuel Strainer with barb fitting for hose



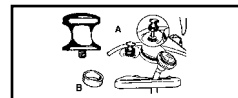
**Chrome Fuel Shut Off Kit** replaces old style rod type shut off on 1940-65 Big Twins with 3.5 gallon tanks. Includes line, cover for hole, fittings and valve.

VT No. 38-0202




**Fuel Tank Fitting Kit** is designed to utilize flexible hose on original style shut off valves and tanks used on 1940-65.

VT No.	Type
7807-3	Tank Fitting
7158-2	Carburetor Fitting
2821-3	Fitting



**Shut Off Hardware** for 1940-65 tanks.

VT No.	#	OEM	Item
7801-2	A	91690-49	Chrome Knob
35-0097	B	62096-40	45" Shut Off Spacer



**Fuel Valve Shut Off Tool** replaces 96365-42 to correct alignment of bottom and top holes of 1940-65 fuel tanks.

VT No.	Type
16-0615	OE
16-0182	Shop



**1941-65 Shut Off Rod Knob Kit** includes all pieces listed, knob and seal cap.

VT No.	Finish
35-0651	Chrome
38-6163	Brass
35-0691	Deco Knob



**Kleer-Thru Filter.** Glass and chrome fuel filter features nylon filter unit.

VT No.	Size
35-0517	1/4
35-0518	5/16



**Chrome Performance Fuel Filters.** Alloy case fuel filter with replaceable bronze filter element. Available in 2 fuel sizes. Outstanding filtration with a high tech look.

VT No.	Size
35-0515	1/4"
35-0516	5/16"



**Pingel® In-line Fuel Filters** are available in chrome or polished finish, 1 1/8" long for 5/16" fuel line.

VT No.	Type
35-0519	Chrome
35-0520	Polished
35-0521	Element



**Chrome Billet Filter** radius style fits 5/16" hose with filter.

VT No. 35-0544



**Sifton Polished Compact Fuel Filter** features stainless steel filter that is washable and reusable. Machined aluminum and polished. Lengths are available in mini (1.750") or micro mini (.875").

Mini	Micro Mini	Fuel Line
35-0677	35-0676	1/4"
	35-0678	5/16"



**Chrome Billet Fuel Filter** features high flow design for 5/16" line.

VT No. 35-0635

MULTI FIT/CHOPPER