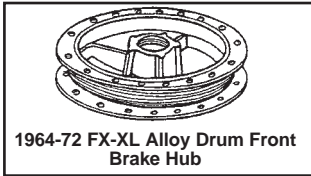
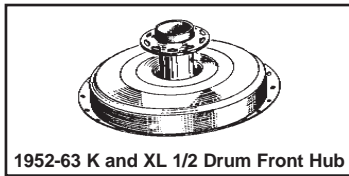


Rim and Spoke




1964-72 FX-XL Alloy Drum Front Brake Hub



1952-63 K and XL 1/2 Drum Front Hub

Above Hubs are shown for reference only



Wheel Builders



Rear Wheel Assembly



Since 1969

Wheels for Sportster models are laced, trued and include bearings installed. 3.0 rims accept 130-140 tire, 4.0" and 4.5" accept 150-180 tires



1986-99 Sportster



52-0172
1954-78
Style



52-0665
Profile Style

Wheels for Sportster.

K & XL Rim and Spoke Application Chart.						
Front Rims					Recommended Spoke Sets	
V-Twin	Fits	Size	Type /Finish	Chrome	Stainless	
52-0946	52-56 K	18"	Steel/Chrome	—	45-0708	
52-1018	52-56 K 57-59 XL	18"	Steel/Chrome	—	—	
52-0969	52-56 XL	19"	Steel/Chrome	—	45-0707	
52-0977	64-72 XL	19"	Drop Center/Chrome	45-0622	45-0657	
52-0965	64-72 XL	19"	Steel/Chrome	45-0604	45-0658	
52-0700	73-up XL	19"	Drop Center/Chrome	45-0631	45-0714	
Rear Rims					Recommended Spoke Sets	
52-0707	65-78 XL	18"	Drop Center/Chrome	45-0610	45-0656	
Front or Rear Rims					Recommended Spoke Sets	
52-1023	10-up XL	16"	Drop Center/Black	45-0722	—	

Chrome Spokes	Stainless Spokes	Rim Diameter	Rim Width
1954-78			
52-0172	52-0807	16"	3.00"
52-0142*	—	16"	4.00"
52-0884	52-0885	18"	2.15"
52-0890	52-0891	18"	2.50 Drop Center
*Note: For Rigid Frame			
1979-81			
52-0167	52-0808	16"	3.00"
1982-85			
52-0168	52-0809	16"	3.00"
1986-99			
52-0176	52-0810	16"	3.00"
52-0861*	52-0862*	16"	3.00"
52-0935*	52-0936*	16"	4.00"
52-0775	—	18"	4.50"
2000-2004			
52-1080	52-1082	16"	3.00"
52-1081	52-1083	16"	4.00"
52-0777	—	18"	4.50"
2005-2007			
52-1099	52-1098	16"	3.00"
52-0665	—	16"	3.00"
52-0913	52-0912	16"	4.00"
52-0779	—	18"	4.50"
2008-up			
52-0789	—	16"	3.00"
52-1246	—	16" Black Rim	3.00"
2015-up with ABS			
52-2053	—	16"	3.00"

*Note: Deluxe Wheels feature RDC Rim.

XL