



Replica Starter Motor



Hitachi Type Starters are replicas for 1974-76, Parts interchange with original, 5" overall body length.

VT No.	OEM	Item
32-7760	31570-73	Complete, Black
32-1307		Complete, Black
32-7761	31570-73	Complete, Chrome
32-0306	31580-73	Armature
32-7769	31575-81	Brush Set, 1981-90 XL only
32-0307	31582-73	Brush Set
32-0308	31579-73	Field Coils
32-0059	31576-73	Thru Bolts
12-0347	31583-73	Bearing, Drive End




Prestolite Type Starter Motor replaces Prestolite starter used on 1967-73 XL, 1977-80 XL models. Chromed unit is completely chromed. 6" overall body length.

VT No.	OEM	Item
32-7524	31458-66A	Complete, Chrome
32-7525	31458-66A	Complete, Black
32-1308		Complete, Black
32-0303	31542-66	Armature
32-0680	31540-66	Field Coil Set
32-0592	31535-66	Thru Bolts
12-0325	31539-66	Bearing

Starter Brush Spring for Hitachi Starter Motors 1973-up.

VT No.	OEM	Years
13-0223	31593-73	1973-80
13-9157	31557-81	1981-up, Compression
13-9220	31600-90	1990-up, Starter Clutch Assembly



High Torque Starter Motor features 1.4 kw design that generates more power and shaft speed than original type .8 kw starter.

1.4 KW

VT No.	Finish	Type
32-5122	Black	Hitachi
32-5123	Chrome	Hitachi
32-5120	Black	Prestolite
32-5121	Chrome	Prestolite






Starter Motor Clamp Fits 1973-80. Replaces 31473-67 in stainless.
VT No. 31-0099

Warranty
All Electrical Components sold as individual pieces or in kits are covered under our warranty "Replacement Only" Provision. All electrical related item part numbers begin with a 32 prefix. No credit will be issued for these items as they are exchange only.



Hitachi Starter Hardware Kit includes brushes, holder, springs, thru bolts and insulator commutator end bushing for 1973-80.
VT No. 32-0553

Starter Relay



Start Boost Relay will reduce 12v voltage drop in single fire ignition applications during cranking will allow full battery voltage to the module and coil.

VT No. 32-3000

Starter Relays

VT No.	#	OEM	Fits
32-0640	A	71463-73A	1975-79 XL Accel
32-0641	B	71463-73A	As Above V-Twin, Replica
32-0642	C	31506-79	1980-90 All
32-0738	D	—	As Above with Weather Proof Skirt
32-9076	E	31504-91A	1991-03 All XL
32-0643		71455-67	1967-E68, L71-74 XL
32-0185	F	71455-67	1967-E68
32-0768	G	31601-04	2004-11 XL
32-1160		31586-07	2012-up XL

Starter Relay Connectors

VT No.	OEM	Fits
32-8036	72046-79C	1979-up All Twins
32-8041	4-lug	1973-78 All Twins when using 1979-90 type starter relay
32-8042	5-lug	As Above

Note: 32-8036 includes crimp style connector ends and 32-8041 and 32-8042 includes pigtail harness.

