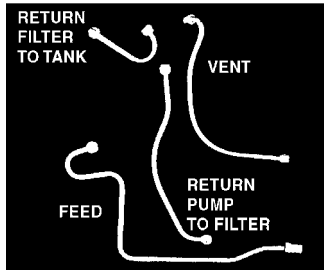




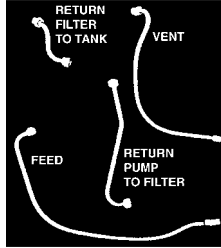
Steel Oil Line Set



Steel Oil Lines are replacements for 1936-64 Big Twin Overhead Valve models. Lines come in chrome or cadmium for restoration. Supplied with nipple nuts already attached to fit wrap-around and stock oil pumps on Big Twin models listed below. Order oil pump fittings separately.

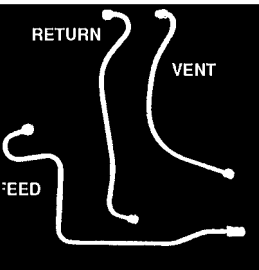
Swingarm Frame With Filter for 1958-64 models.

VT No.	Item	Pieces
40-0103	Chrome Set	4
40-0377	Cadmium Set	4
40-0106	Chrome Filter, Line Set only	2
40-0371	Cadmium Filter, Line Set only	2



Rigid Frame With Filter for 1936-57 models.

VT No.	Type	Pieces
40-0101	Chrome Set	4
40-0375	Cadmium Set	4
40-0107	Chrome Filter Line Set only	2
40-0370	Cadmium Filter Line Set only	2



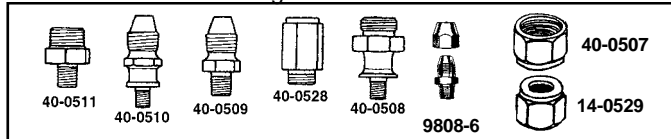
Swingarm Frame without filter 1958-64 models.

Chrome	Cadmium	OEM	Type
40-0102	40-0376	3 Piece	Set
40-0110	40-0133	63511-58	Feed
40-0131	40-0134	63572-58	Vent
40-0165	40-0166	63506-58	Return



Oil Line Fitting Kit includes four cadmium plated fittings for use with stock lines when an external oil filter is used.

VT No.	Fits
40-0505	1940-57 Rigid
40-0506	1958-64 Swingarm



Big Twin Oil Pump and Filter Fittings in cadmium.

VT No.	OEM	Years	Application
40-0509	63533-15	1936-64	Oil Pump to Line
40-0510	26424-50	1950-64	Oil Pump Cover to Line
40-0508	63526-50	1950-57	Oil Pump Cover to Filter Line
40-0511	63525-50	1940-64	Oil Filter Line Connector
40-0528	63524-50	1951-64	Oil Filter Line Connector
40-0507	63527-50	1950-64	Oil Filter Line Nut
40-0605	63871-50	1941-64	Oil Filter Cap Adapter

Oil Nipple Cap is cadmium plated. Replaces 3583-15 to cap oil fitting during storage. (Pack of 6).

VT No. 9808-6

Oil Line Nut, Oil Line Sleeve Nut replaces 63527-50. Cadmium plated.

VT No.	Item
40-0507	Nuts, pair

14-0529	Rubber Seal, 63529-50T
---------	------------------------


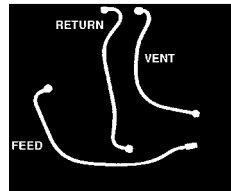


Oil Tank level gauge is for wrap around oil tanks original and aftermarket type. This is an accurate reproduction of the original factory accessory. Installation requires drilling of tank body. Fits 1936-1952 EL, 1941-1964 FL.

VT No. 40-0269



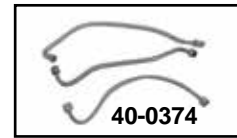
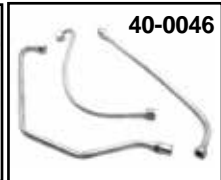
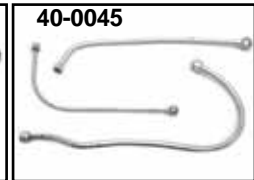

1936-57 Overhead Valve Chrome Steel Oil Lines fit S&S or Sifton™ Cast Pumps when engine is installed in a rigid frame with stock wrap-around oil tank.
VT No. 40-0171



Rigid Frame without filter, OHV models.


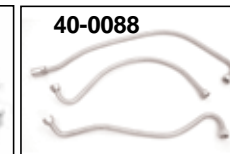
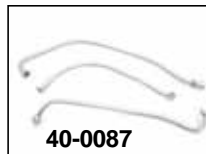
Chrome	Cadmium	OEM	Type	Year
40-0099	40-0374	Set	3 Piece	1941-48
40-0163	40-0164	Set	3 Piece	1949-57
40-0111*	40-0144	63506-41	Return	1949-57
40-0108	40-0142	63572-38	Vent	1938-57
40-0109	40-0143	63511-38	Feed	1938-57
40-0132	40-0135	63506-38	Return	1941-48
—	40-0145	3571-36	Feed	1936 only
—	40-0146	3571-37D	Feed	1937 only
—	40-0147	3572-36	Vent	1936-37
—	40-0148	3571-36A	Return	1936-37
—	40-0149	3571-38C	Return	1938-40

*Note: Cross over to inside of tank for 1949-57 use.



Oil Line Set.

40-0044	1936	Cadmium
40-0045	1937	Cadmium
40-0046	1938-40	Cadmium
40-0374	1941-47	Cadmium
40-0099	1941	Chrome



Aluminum Oil Line Kits for OHV Knuckleheads.

VT No.	Year
40-0087	1940 EL
40-0088	1941 EL, FL
40-0089	1943-45 EL, FL Cadmium with parkerized nuts



1936 Knucklehead Oil Line and Gauge.

VT No.	Item
40-0896	Line
40-0844	Gauge
32-1633	Amp Gauge