



**Louvered Dash Plates** are chrome steel with protective foam strip backing for easy installation. Fits 1967-84 FLH Cast Dash.  
**VT No. 39-0404**



**Black Rubber Tank Filler Strip** fits 1979-81 FLH models.  
**VT No. 28-0715**



**Plastic Panel** replaces 61125-72 on 1971-72 FX Nitetrain or can be used on FX-FL models with die cast dash and frame mount seat. **VT No. 28-1990**




**Rubber Tank Divider** fits between three or five gallon bobbed tanks when seat T bar is not used.  
**VT No. 28-0652**



**Black Replica Tank Divider** replaces 61122-39 when a seat "T" bar is used.  
**VT No. 28-0653**



**Chrome Panel Edging** slips on sheet metal dash panels, hub cap edges for decorative use, 10 foot roll. **VT No. 37-8943**




**Chrome Dash Aprons** are for Big Twins when plunger type seat is used with T-Bar.

VT No.	Fits	Dash No.
39-0355	Cateye Type Dash	39-0112
39-0356	Lowrider Type Dash	39-0117

# Tank Divider



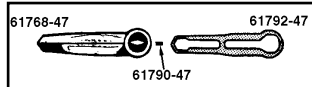
**Chrome Die Cast Tank Trim Panel** replaces existing rubber divider on 1968-84 FL with die cast dash. Replaces 61142-82, attaches by supplied rubber ring.  
**VT No. 39-0343**



**Chrome Tank Panels** fill the gap between 3 and 5 gallon Bobbed type tanks.

VT No.	Years	Type	Style
39-0108	Custom	Full	Plain
39-0106	1947-84	FLH	Plain
39-0104	1977-84	FXS	Plain
39-0478	Hooks		Set

**Note:** VT No. 39-0106 style mounts under steel dash panel two and three light and with large O-Ring. VT No. 39-0108 and VT No. 39-0104 mount on front tank bolts and frame tube.




**Tank Emblem Mount Screws** for years listed.

VT No.	Years	Type
37-8829	1940-46 EL, FL	Stainless
37-8828*	1947-50 EL	Stainless
37-9504	1951-56 EL	Stainless
37-9505	1951-56 FL	Chrome
37-8826	1959-62 FL, FLH	Stainless

\*Note: Use with 38-0109 mounts

# Emblem Mounts



**Weld On Emblem Mounts** can be spot welded or blazed to Bobbed Tank sets. Order emblems and screws separately.

\*Note: Denotes Adhesive Mounts. NOS = New Old Stock

38-0108	1940-46 NOS	38-7024*	1955-56	38-7072	1959-60	38-0111	1966-71
38-7011*	1940-46	38-7071	1957-58	38-7013*	1959-60	38-7042*	1966-71
38-0109	1947-50	38-7005*	1957-58 Curved	38-7073	1961-62	38-6652	1979-84 Thick
38-7007*	1947-50	38-7006*	1957-58 (Original Flat)	38-6701*	1961-62		
38-6703	1951-54	38-6669	1959-60 NOS	38-7008*	1963-65		
38-7012*	1951-54						