

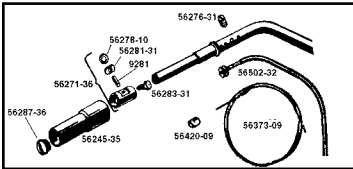




Internal Throttle Part



Throttle Control Parts listed fit 1936-48, except noted.

VT No.	OEM	Item
49-0150	56271-36	Plunger, Complete Kit, each
9505-2	3316-36	36-48 Big Twin Plunger only, pair
49-2005	56245-31	Spiral
49-0956	56276-31	Screw, 10 pack
7626-2	56287-36	Cadmium End Nut, pair
7626-2T	56287-36	Cadmium End Nut, pair
7625-2	3330-31	Cadmium End Nut, pair
8923-8	9261	Pin
	56281-31	Kit for
	56278-10	Two Sides
12-1156	9281	Throttle Pin, 4 pack
49-0240	56278-10	Collar, Throttle
49-2049	56278-10A	Collar, Throttle, 1910-72
36-0950	56502-32	Outer
36-0953	56379-09	Wire
49-0156	56283-31	Wire Screw, 10 pack
49-0950		Throttle Wire End, 1936-48
36-0954	56420-09	Wire End, 10 pack

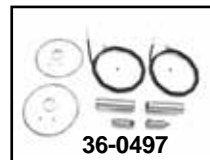

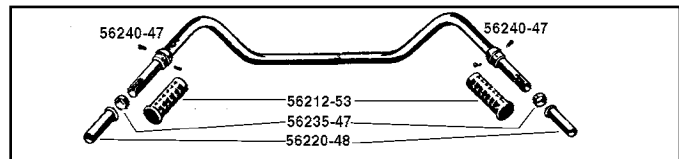
Inner and Outer Throttle Spark Casing Assembly.

VT No.	OEM	Years	Type
49-0801	Set	1932-48	Replica Set
36-0907		1936-48	54" includes inner
36-0950	56502-32	1932-48	Outer, Vinyl
36-2579	56502-32	As Above	Cotton braid
36-2578	—	1909-31	Outer Nickel Plated
36-0958	3743-09	1909-31	Nut for Above
36-0951	56528-49	1949-53	Outer Vinyl
36-0956	—	As Above	Cotton braid
36-0979	—	1949-53	Cotton braid Set
36-0960	Set	1954-59	Cotton braid Set
36-0952	56502-54	1954-72	Outer Vinyl
36-0953	56373-09	1917-72	Inner Wire Set
36-0954	56420-09	1909-48	Wire End
36-0139	—	1936-71	Wire Pull



Carburetor Cable Block attaches inner choke or throttle cable on Linkert and Bendix carburetors. Includes screw and cotter pin.

VT No. 35-0207

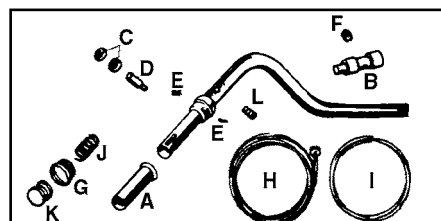


Throttle Control Parts range from 1917-72.

VT No.	OEM	Item
49-0650	56220-48	Grip Spiral
49-0651	56235-47	Grip Retainer, 2 pack
49-0652	56240-47	Grip Screws, pair
49-0653	56391-49	Plunger, each
36-0951	56528-49	Outer Control Casing
49-0956	56276-31	Cable Plug Screws, 10 pack
36-0953	56373-09	Inner Wire Set
36-0497	Kit	Above Parts, both sides
36-0073		Inner Wire Set

Throttle Spirals and Cable Kits include all internal parts for years listed. The 1936-48 type features chrome throttle spirals. Grips are not included.

VT No.	Years	Sides	Throttle Type
36-0481	1936-48	2	None
36-0498	1936-48	2	Push
36-0497	1949-53	2	Push
36-0499	1954-73	2	Push
36-2551	1954-73	1	Push
36-2574	1954-73	1	Pull



Throttle Control Parts range from 1917-72.

VT No.	#	OEM	Item
49-0158	A	56220-53	Spiral, Push
49-0911	A	56220-58	Spiral, Reverse, Pull
49-0159	G	56288-53	Zinc Plug, pair
9214-2	G	56288-53	Cadmium Plug, pair
8924-8	C and D	56278-10	Roller and Pin
		9261	Kit
49-0161	E	2594	Screw
49-0162	F	3207	Screw
49-0163	B	56400-53A	Plunger
9514-2	B	56400-53	Plunger
36-0952	H	56528-49	Outer Casing
36-0953	I	56373-09	Wire
13-0215	J	56216-53	Spring
28-0625	K	56239-53	Grip End Plug, Zinc, pair
49-0956	L	56276-31	Screw, Handlebar Plug
36-0499			Kit includes All Parts Above for Both Sides



Handlebar Spirals.

VT No.	OEM	Years	Type
49-0227	3312-16	1916-34	Push, Chrome
49-2005	56245-35	1935-48	Push, Chrome
49-0857	Set	1935-48	Push, Chrome
49-2065	—	1935-48	Push, Oversize
49-1571	1/2 Turn	1935-48	Push
49-0087	—	1936-48	Pull
49-0650	56220-48	1949-53	Push
49-0662	—	1949-53	Push, Oversize
49-0158	56220-53	1954-70	Push
49-0911*	56220-58	1971-74	Throttle Pull
49-1324	Flanders		Push
49-1371	Flanders		Pull
49-1578	1/2 Turn		Pull



*Note: Reverses direction on 1954-70 throttle