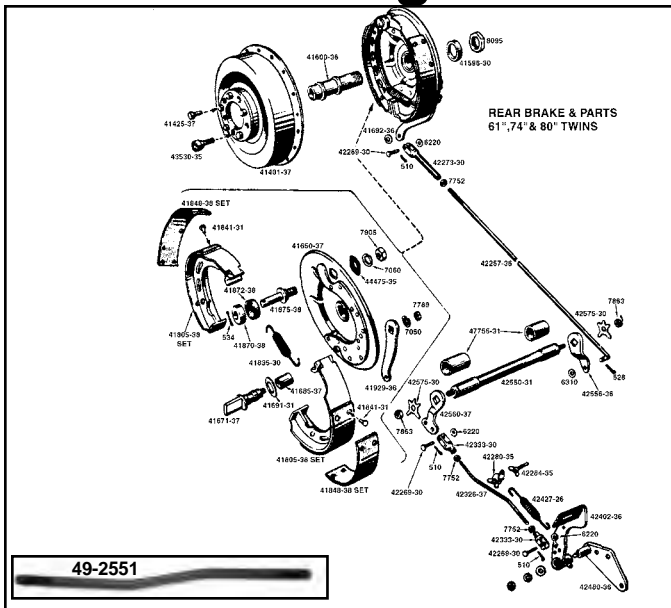




Big Twin Mechanical Brake



Rigid Brake Parts For 1937-57 Big Twin Models.

VT No.	OEM	Finish	Item
23-0429	41400-37	Chrome	Brake Drum Complete
23-0430	41400-37	Black	As Above
19-0015	41420-30	Chrome	Splash Ring
23-0441	41425-37	Plain	Dowel Pin Set
44-0215	41552-36	Chrome	Rear Axle
7704-2	41576-36	Chrome	Axle Adjuster
8014-2	w/Nuts	Cadmium	Pair
44-0322	41595-36	Chrome	Axle Spacer
8160-4	41596-30	Chrome	Sleeve Collar Kit
8160-4T	41596-30	Chrome	Sleeve Collar Kit
8161-4	As Above	Cadmium	Includes Nut, Collar and Lock Tab
37-8791	41603-35	Parkerized	Lock Tab
44-0316	41596-30	Chrome	Collar, each
44-0330	41600-36	Chrome	Axle Sleeve
23-0415	41650-37	Chrome	Backing Plate
23-0420	As above	Black	Backing Plate
23-0417	41671-37	Plain	Cam
23-1023	41671-37	Raw	Cam
10-0740	41685-37	Standard	Cam Bushing
10-2496	41685-37A		.015 O.S. Cam Bushing
23-1990	41691-31		Cam Shim, 5 pack
23-0508	41805-38		Stamped Shoe Set
23-1750	41805-38		Replica Cast Shoe Set
23-0504	41848-38		Lining Set with Rivets
13-0145	41835-30		Shoe Spring Set
23-0418	41870-38		Outside Pivot Cup Kit
3 Piece Kit	41872-38		Inside Pivot Cup
	41875-38		Pivot Stud
2720-6T	Kit		Complete
2720-6	Kit		Complete
23-0066	7 Piece		Complete
23-0068	7 Piece		Complete
23-0009	41875-38	Black	Complete
23-0067	Kit		Complete
23-0428	41929-36	Chrome	Rear Lever
23-0449	As above	Parkerized	Rear Lever
49-2552	42257-36	Parkerized	Rear Rod
23-0423	42257-36	Chrome	Rear Rod
23-0902	Replica	Chrome	Rear Rod
23-0903	Replica	Parkerized	Rear Rod
23-0421	42269-30	Zinc	Clevis Pin, 10 pack
23-0464	42269-30	Parkerized	Clevis Pin, 5 pack
2501-12	Kit	Parkerized	Clevis Pin Kit
23-0425	42273-30	Chrome	Rear Clevis
23-0444	As above	Parkerized	Rear Clevis
23-0422	42326-37	Chrome	Front Rod
49-2551	As above	Parkerized	Front Rod
23-0424	42333-30	Chrome	Front Clevis
23-0443	As above	Parkerized	Front Clevis
23-1341	As above	1937 Front Clevis	Front Clevis
23-0104	42402-36	Chrome	Foot Lever
23-0156	—	Chrome	Foot Lever
23-0456	As above	Parkerized	Foot Lever
23-0471	—	Parkerized	Foot Lever
13-0150	42427-26	Black	Replica
13-0173	42427-26	Chrome	Replica, 3 Hole
23-0105	42480-36	Chrome	Lever Spring, each
23-0446	As above	Chrome	Lever Spring, each
23-1563	42480-36	Parkerized	Lever Bracket
23-0048	1936	Parkerized	Lever Bracket
23-0419	42550-31	Plain	Lever Bracket
10-0741	47755-31	Pair	Cross Shaft
23-0426	42560-37	Chrome	Shaft Bushing
23-0447	As above	Parkerized	Shaft Lever, 2 hole
23-0427	42556-36	Chrome	Shaft Lever, 1 hole
23-0448	As above	Parkerized	Shaft Lever, 1 hole
7820-4	7863	Cadmium	Shaft Nut
4 Piece Kit	42575-30		Lock kit
9677-4	As Above	Parkerized	Kit
8409-4	As Above	Chrome	Kit
8409-4T	As Above	Chrome	Kit
17-0935	42575-30		Lock Tab, pair
37-6137	7905	Chrome	Nut, 5 pack
37-6138	7905	Parkerized	Nut, 5 pack
37-0709	7789	Parkerized	Nut, 5 pack
37-0009	7789	Chrome	Nut, 5 pack
37-8660	510	Zinc	Cotter Pin
37-8661	534	Zinc	Cotter Pin
37-0799	7060	Parkerized	1/2" Lockwasher
23-0416	44475-35	Black	Lock Plate
23-0452	44475-35	Chrome	Lock Plate
23-0069	—	Parkerized	Brake Switch Clamp
23-1706	—		Spring Clamp



23-0420



23-0417




23-0428




23-0418




23-0446



23-0456




23-0447



23-0448



23-0424



8160-4



23-0415



23-0500



13-0145



23-1563



23-1341




23-0430



23-0291

Rigid Brake Drum Assemblies for 1937-57 are complete replacements with sprocket and dust shield riveted on. Drawn steel construction. Replaces 41400-37.

Chrome **Black**
23-0429 **23-0430**
23-0291 **23-0051** with wrench
23-0248 **23-0248** (Cast)



23-0104



23-0456



23-0867



23-0942



23-0868



23-0816



23-0977



23-0983

Replica Brake Pedals. Rigid and include grease fitting and slot.

Chrome Parkerized	Year	
23-0104	23-0456	1936-57
—	23-0867	1940-57
23-0942	—	1936 Only
23-0868*	—	1936 Only
23-0816*	—	1936-38
23-0977	23-0983	1936-38

*Note: Nickel Plated.

Brake Shoe Springs.

Front		
13-0146	41835-69	1969-72 FLH Glide
13-0201	41835-57	1949-71 Glide
13-0208	44486-28	1929-52 45 Solo
13-0209	44484-35	1936-57 Big Twin
13-0146	41835-69	1952-72 Sportster
Rear		
13-0145	41835-30	1930-57 Big Twin
13-9233	41836,37-58	1958-62 Hydraulic
13-0148	41836,37-63	1963-72 Hydraulic
13-9260	—	1960-62 Hydraulic
13-0146	41835-69	1952-78 Sportster
13-0208	44486-28	1935-52 45 Solo



13-9260




13-0146



13-0209



13-0148



23-0829



Wheel Lug Bolts for brake drums. Use tap 16-0807 for % — 20.	Black	Chrome	OEM	Years	Fits
37-8675	23-0440	43530-35A	1936-72	3/8 — 20	
37-8691	—	43530-35A	1936-72	3/8 — 20	
—	37-8919	43531-35	Oversize	7/16 — 20	
49-0457	—	43531-35	1936-37	3/8 — 20	
23-0090	—	43631-35	1936	3/8 — 20	

Replica Foot Brake Lever Stud available with threaded end or peen-end. Hardware included. Note: Oversize studs require purchase of 2/32" ream to refit worn pedals.

Stock	Oversize	Year	Type
2315-6	2309-6	1936-38	Threaded
2316-5	2310-5	1937-57	Big Twin and 45
23-0829	—	1936-38	Plate
23-0048	—	1936	Plate