




1948-65 Panhead Set



V-Twin "Motor Shop Ready" Panheads feature a Shovelhead o-ring intake port and exhaust port design. Heads are assembled with cast iron valve guides, nitrated valves (Panhead exhaust/ Shovelhead intake), valve springs, lower spring collar, upper spring collar, valve stem seals and valve keeper keys. Fully assembled sets include matched rocker arm assemblies, rocker arm studs and valve oilers installed. Available in single spark plug style only and for either stock or 3/8" big bore cylinders. Order late style o-ring manifold separately for use with Shovelhead cylinders.

Fully Assembled	Heads with valves	Bore
10-1086	10-1139	3 5/8" Big Bore
10-1067	10-1074	Stock Bore

3 5/8" Big Bore Panhead Top End.
VT No. 10-1341



Watch Our Videos!

<http://www.youtube.com/user/TeddCycle>



Motor Shop Welding Service



Motor Shop Exhaust Port Replacement

