



Super 'E' & 'G'



S&S 1⁷/₈ & 2¹/₈ Super 'G' feature adjustable volume pump, enrichment device for ease of starting and a throttle spool assembly designed for late 2 cable operation. Supplied with tear drop air cleaner, mounting bracket and black fuel line. Super 'E' carburetor is approximately 1⁷/₁₆" shorter than the Super 'B' carb, making installation length of the Super 'E' the same as stock. Can be used with 3.5 or 5.0 gallon Fatbob tanks. The 1⁷/₈" is for street stock applications, 2¹/₈" for big bore and race use. Intake manifold clamps or flanges must be purchased separately when they are required.



35-0471



35-1050


1 ⁷ / ₈ 'E'	2 ¹ / ₈ 'G'	Fits
35-0004	—	1984-92 Big Twin Evolution
35-9229	—	1993-98 Big Twin Evolution
35-9230	—	1999-up TC-88 for use with stock cables
35-0471	35-0470	Carburetor Only, Natural
35-1050	—	Carburetor Only, Black
2596-13	—	Allen Screw Kit




34-1179



34-0853



34-0854



34-1197 Installed

Billet Velocity Stack fits 34-0662 bracket. Stack includes inverted cone filter element.

VT No.	Item
34-0853	Stack
34-1197	Stack with fan
34-1179	Bracket
34-0854	Replacement Filter
34-0593	Kit



35-0992

"R" Carburetor has 1 7/8" bore.
VT No. 35-0992



34-1166



34-1394

Chrome Velocity Stack Kit includes bracket with integral breather passages. Enricher knob included. Fits S&S E.

VT No.	Model
34-1166	Evolution and TC-88
34-1179	Bracket Only
34-1394	Spacer Ring



S&S Air Cleaner Adapter includes provision for venting, chrome.
VT No. 35-0985




Black Thunderjet fits S&S G and D carburetors for larger volume.
VT No. 35-0179



Hi-Flow Air Cleaner Element fits S&S E air cleaners. Kit includes washable 3.5" high filter and mount studs.
VT No. 34-0653



A



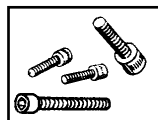
B

Adjustable Main Jets for S&S (C) fits in float bowl drain plug below main metering jet. The recommended main jet is 100 to 104. Fits Super 'B' only.

VT No.	#	Item
35-9168	A	Jet Tool Install/Remove Jet on B & E carburetors
35-0370	B	Main Jet



Accelerator Pump Adjusting Screw Set allows adjustment of idle and accelerator pump by these tee bar style screws for ease of adjustment.
VT No. 35-0217



Super Allen Screw Sets include bowl air cleaner and cover screws in chrome.
VT No. Type
37-9105 Super B
37-9106 Super E & G