




# Footboard Mount



**Footboard Mount Bracket Kit** fits 1936-64 Big Twin models with stamped steel primary. 5 Piece Kits include both brackets for mechanical or hydraulic brake models.

| VT No.   | Finish     | Years          | Pieces |
|----------|------------|----------------|--------|
| 27-0605  | Chrome     | 1936-64        | 5      |
| 27-1702  | Parkerized | 1936-64        | 5      |
| 27-1725  | Black      | 1936-57        | 4      |
| 8773-12* | Cadmium    | Bolt Set, Hex  |        |
| 9685-12* | Parkerized | Bolt Set, Hex  |        |
| 9886-12* | Parkerized | Bolt Set, Slot |        |

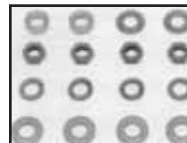
\*Note: Mounts footboards to brackets

**Replica Footboard Mount Bracket Kits** include 4 brackets and related mount hardware for Big Twins.

| VT No.  | Fits              |
|---------|-------------------|
| 27-1722 | 1936-54 Rigid     |
| 27-1724 | 1955-57 Rigid     |
| 27-1721 | 1958-64 Swing Arm |



**Footboard Bracket Mount/Hinge Hardware Kit** in parkerized finish, 28 pieces total for 1936-64 Big Twin.  
VT No. 27-0704



**Footboard Bracket Stud Nut and Washer Kits**, parkerized. Fits 1936-57 Big Twin  
VT No. 9905-16

**Aluminum Primary Footboard Mounting Kit** fits BT 1965-84 FLH-FXE models equipped with FL type forward controls and primary cover with footboard tab.

| VT No.  | Item             | Fits  |
|---------|------------------|-------|
| 27-0606 | Complete Kit     |       |
| 27-0636 | Stud, short      | Right |
| 27-0596 | Rear Bracket     | Right |
| 27-0637 | Front Stud, long | Left  |
| 27-1621 | Front Stud, zinc | Right |

Note: (A) includes extended rear footboard bracket when using custom drag or muffler pipes.




**Big Twin Footboard Tabs** available in stamped or authentic forged steel construction for custom or stock frames. Sold in pairs to be welded on 1936-84.

| VT No.  | # | Dia    | Type         |
|---------|---|--------|--------------|
| 27-0664 | A | 1"     | Forged Exact |
| 27-1560 | A | 1 1/8" | Forged Exact |
| 27-0311 | B |        | Stamped Tabs |



"Chain Drive" Chrome Oval Footboards are 1940's style with welded chain trim. Order rubber pads or chrome inserts separately.

VT No. 27-0921



**1940-65 Chrome Footboard Insert Set** with rib design for deco look. Pairs.  
VT No. 27-1562



**Footboard Hinge Bolt Kit** includes reproduction of special shoulder bolts used to mount floor boards on 1914-81. OEM# 2954-14.

| VT No.  | Year    | Fits      | Finish     |
|---------|---------|-----------|------------|
| 9886-12 | 1914-40 | Slotted   | Parkerized |
| 8773-12 | 1941-81 | Hex Style | Cadmium    |
| 9685-12 | 1941-81 | Hex Style | Parkerized |



**Deluxe Footboard Cast Aluminum** replaces rubber inserts as the original accessory of the 1940's, pair.  
VT No. 49-0376