

Shovelhead Set



11-0089
1966-77 O-Ring Style



11-0082

1978-84 Rubber Band Style



Replica Shovelhead Head Sets are completely assembled with unleaded valve seats, cast iron valve guides, nitrated valves, valve guide seals and stock type valve spring kit. Fits all 1966-84 Big Twins. Order stud set separately.

VT No.	Item	Year	Type
11-0082	Head Set	1978-84	Rubber Band
11-0089	Head Set	1966-77	O-Ring
12-2106	Stud Set		




10-0082

Shovelheads by S.T.D. with chromemoly seats, fully ported for more flow. Sold in pairs. Head bolts not included.

VT No.	Year	Intake	Spark Plug
--------	------	--------	------------

Bare Heads by S.T.D.

10-0084	1966-77	O-Ring	Single
10-0082	1978-84	Band	Single
10-0083	1978-84	Band	Dual



Chrome Engine Air Scoop will force air to rear cylinder. Mounts to left side of Big Twin Shovel 1966-84. Brackets are included.


VT No. 42-0317



40-0203

Rocker Box Line Kit includes "T". Chrome finish. Fits 1966-84 Shovelhead.

VT No. 40-0203




10-1051

Assembled Heads with cast iron guides, valve stem seals, nitrated valves. Features a complete valve job for maximum flow, horsepower and torque. Available for stock bore application only. Head bolts and rockers not included. Max Lift is .550.

VT No.	Fits	Plug
10-1051	1966-77	Single
10-1055	1978-84	Single
10-1057	1978-84	Dual
10-1063*	1966-77	Single
10-1064*	1978-84	Single

*Note: Assembled with chrome rocker box assembly.



S&S Cylinder Heads for Shovelhead are complete with valve guides with seals and springs, collars, keepers, and valve for use with up to .590 lift.

VT No.	S&S	Year	Bore	Plug
11-0044	90-1021	1966-78	Standard	Single
11-0048	—	1966-78	Standard	Dual
11-0045	90-1023	1966-78	Big	Dual
11-0046	90-1031	1979-84	Standard	Single
11-0047	90-1033	1979-84	Big	Dual