
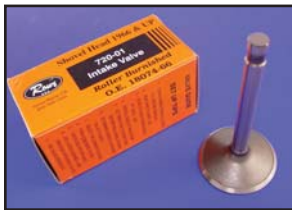




Replica Valve

			V-Twin™			
Model & Year	Type	OEM	Steel	Nitrate Steel	Stainless Steel	Stainless Steel Nitrate
TC-88 1999-04 & All Evo Big Twins	Intake	18074-83	11-0607	—	—	11-9653
	Exhaust	18082-83	11-0616	11-0778	—	11-9657
TC-88 & Evo/1340 by Crane	Exhaust	18082-83	—	—	11-3011	—

Valves




		ROWE VALVES				PRECISION MACHINING		
		Fully Machined Head				Stainless		
Model and Year	Application	Roller Burnish Stem (1)	Hard Chrome Stem (2)	Melonite Special Black Stem (3)	Titanium Nitride Gold Coat Stem	Black Diamond* (6)	Racing (4)	Razor Back (5)
TC-88 & Evo 1340cc All Years	Intake 18074-83	11-6053	11-6058	11-6062	11-0801	11-6002	11-6018	—
	O.S. As above	—	—	—	—	11-6014	—	11-6087
TC-88 2005-up	Exhaust 18082-83	11-6054	11-6059	11-0674	11-0802	11-6009	11-6019	11-6088
	Intake 18074-05	—	—	11-6190	—	11-6119	—	—
	Exhaust 18085-05	—	—	11-6191	—	11-6120	—	—

Valves by Rowe or Precision Machining (Kibblewhite). Intake valves are made of 8645 heat treated valve steel & the exhaust valves are made of 21-2N heat treated non-magnetic stainless steel. These valves are available with the following stems & heads:

- Roller Burnished Stem:** Roller burnishing smooths the finest grind finish (16 microinch) to a 4 microinch.
- Hard Chromed Stem:** Very slick and hard. The standard in wear resistance.
- Melonite, Special Black Stem:** This is a heat treating process developed and patented in Germany. Gives the valve a Black Smokey look. Very hard and slippery. Currently being used on O.E.M. valves available in Rowe or Black Diamond brands.
- Racing by Kibble White Precision Machining** feature a sharper profile angle to maximize flow, 11-6015 has 2.00 head, 11-6016 has 1.812 head, 11-6017 has 1.780 head, 11-6018 has 1.90 head and 11-6019 has 1.63 head.
- Razor Back by Kibble White** are one piece forged EV-8 stainless steel, fully CNC machined with hard chrome stems.
- Black Diamond:** One piece stainless steel valve with a stellite tip and black nitrene impregnated stem to improve wear properties and reduce friction.

MANLEY Valves



Manley's "Street Master" Intake & Exhaust Valves feature stainless steel construction, chrome plated stems, hard tips, smooth turned underhead angle & radius, forged combustion dish & machined combustion face rim. Fits All Evo/Big Twin and 1999-04 TC-88 (standard overall length).

VT No.	Type	Head Dia.	Stem Dia.	OEM
11-9061	Exh.	1.615 stock	.3095 stock	18082-83
11-9060	Int.	1.850 stock	.310 stock	18074-83

Manley Valve Related Kit for Ev models.

VT No.	Item
11-9610	Valve Key Set
11-9228	.650 Lift Kit Titanium
11-9227	.550 Lift Kit Steel



Manley Stainless Valve machined from 1-piece forging with a swirl polished finish & chrome plated stem. Sold pairs. Fits All Evo Big Twin and 1999-04 TC-88.

VT No.	Type	Head Dia.	Stem Dia.	OEM
11-9081	Exh.	1.615 stock	.3095 STD	18082-83
11-9086 Ni	Exh.	1.615 stock	.3095 STD	18082-83
11-9015	Exh.	1.650 o/s	.3095 STD	
11-9082	Int.	1.850 stock	.310 STD	18074-83
11-9087 Ni	Int.	1.850 stock	.310 STD	18074-83
11-9084	Int.	1.940 o/s	.310 -060	

Note: Ni is Nitrate finish.

